


Ref.GBL/SMR/QA&E/MoEF-EC/2021-22/186

27.05.2021
Sugar Division



To,
The Additional Principal Chief Conservator of Forest (c),
Ministry of Environment & Forest
Regional Office (South Zone).4th Floor, E&F Wings,
Kendriya Sadan, 17th Main road, IInd BLOCK, Koramangala.
Bangalore - 560034.

Godavari Biorefineries Ltd

Sub: Half Yearly Compliance report for Environmental Clearance-Reg.
Ref: Environmental Clearance No.SEIAA:1: IND: 2007 Dated 18,11.2009

Dear Sir,

With reference to the above mentioned subject and reference, please find enclosed herewith the point wise compliance report for the period from October-2020 to March-2021 Pertaining to 15000 TCD Sugar Plant & 45.56 MW Co-generation at M/s Godavari Biorefineries Limited A/P: Sameerwadi, Tal: Mudhol, Dist: Bagalkot,

Kindly acknowledge the receipt of the same.

Thanking you,

Yours faithfully,
For Godavari Biorefineries Limited,


B R Bakshi
Executive Director

Copy to,

1. The Secretary, Ministry of Environment, Forest and Climate Change, Indira Paryavaran Bhavan, Jor Bhag Road, Aliganj, New Delhi-110003
2. The Member Secretary, Karnataka State Pollution Control Board, #49, church street, Parisara bhavan, 4th and 5th floor Bangalore-1
3. The Member Secretary, State Level Environmental Impact Assessment Authority, Department of Ecology & Environment, Room No.709, 7th Floor, 4th Gate, M.S. Building, Bangalore - 560 001 Karnataka.
4. Regional Director (Environment), Department of Ecology and Environment, Government of Karnataka, Belgaum.



Works : P O Sameerwadi, Tal Mudhol, Dist Bagalkot, Karnataka State - 587 316. INDIA
Tel : (91-08350) 260046/ 47/ 48 Fax : (91-08350) 260037 Gram : "SUGAR MILLS" Sameerwadi

Regd. Office : Somaiya Bhavan, 45/47, Mahatma Gandhi Road, Fort, Mumbai - 400 001 INDIA.
Tel : (91-22) 2204 8272 / 2285 8430 Fax : (91-22) 2204 7297 www.somaiya.com

CIN No U67120MH1956PLC009707 • KST No 5020083-5 w.e.f. 19-09-2002 • TIN No 29100043219 w.e.f. 28-04-09



GST No: 29AABCG2543C1ZZ

Half Yearly Compliance to Environment Clearance condition given for Expansion of sugar factory capacity from 7,500 to 15,000 TCD and Co-generation capacity from 24 to 46 MW at M/s Godavari Biorefineries Limited, Sameerwadi/Saidapur village, Modhol Taluka, Bagalkot District. (For the period October-2020 March 2021)

Environmental Clearance No.SEIAA:1: IND: 2007 Dated 18.11.2009


Sy.No	Condition	Compliance
01	Suitable Air Pollution Control System (ESP/Wet scrubber) and stacks of appropriate height as per the CPCB guidelines shall be provided to control emissions from various sources and shall ensure emissions levels below the KSPCB prescribed standards. Separate electric meters should be provided to the Air pollution Monitoring System and a separate log book maintained for the daily meter readings and monthly report submitted to concerned Regional Officer, KSPCB & Regional Director (Environment), Department of Ecology and Environment, Government of Karnataka, Belgaum. The production process should be interlocked with the Air Pollution control systems.	For Co-gen. Boilers ESP are provided & for Sugar Boilers Wet Scrubbers are provided as APC Control System. Stack heights are as per CPCB guidelines and the emissions from various sources are within stipulated norms given by KSPCB standards. Separate electrical meters are installed for air monitoring system and separate logbook maintained for meter readings. Reports being submitted to Regional Officer, KSPCB Bagalkot. We have provided alarm system in DCS for immediate action to control production. APC, Stack and Boiler details are enclosed as Annexure-I and the data attached as Annexure-II
02	ETP treated water shall not be let out of the industry's premises and should be used for farming/ gardening within.	The sugar trade effluent is treated in Sugar E.T.P and treated water is used to irrigate our own farming and gardening and also to nearby farmers. We are not letting out any effluent out of our Industry premises. The agriculture management plan and Waste water generation data is enclosed as Annexure-III
03	Ash generated should be mixed with press mud and composted and used or given to farmers as manure. 100% utilization of ash should be ensured from the date of operation of the plant. The project authorities shall adhere to the provision stipulated in the fly sash notification of September, 1999 and as amended in August 2003 in regard to fly ash utilization.	Daily 30 MT of Ash is utilized in Bio-compost process with 600 MT of Press mud. Also ash is sold to farmers & brick manufactures. The Industry ensures that 100% utilization of Boiler ash will be strictly followed as per Fly ash Notifications of September 1999 and amend in August 2003
04	All the conditions stipulated in CFE/CFO issued by Karnataka State Pollution Control Board shall be strictly implemented	Already implemented
05	Only bagasse / biomass should be used as fuel. Not to use wood logs, coal as fuel & no other fuels should be used.	The Industry is installed bagasse fired boilers with APC equipment and ensures that only bagasse / biomass will be used as fuel.
06	No ground water shall be drawn for the power plant at any stage. Treated effluents shall be used for sugar cane seed farm / green belt development. These should be no wastewater discharge from the plant.	We are not drawing any ground water for power plant. We are not discharging any waste water from plant and are being used for garden and green belt watering after



Half Yearly Compliance to Environment Clearance condition given for Expansion of sugar factory capacity from 7,500 to 15,000 TCD and Co-generation capacity from 24 to 46 MW at M/s Godavari Biorefineries Limited, Sameerwadi/Saidapur village, Modhol Taluka, Bagalkot District. (For the period October-2020 March 2021)

Environmental Clearance No.SEIAA:1: IND: 2007 Dated 18.11.2009

		treatment.
07	For controlling fugitive dust inside and outside the plant premises and vulnerable area of the plant, dust extraction and suppression system and water sprinklers shall be ensured.	Industry has taken all the precautionary measures to control fugitive emission inside and outside the plant premises and vulnerable area. Water sprinkler system has been adopted to mitigate fugitive emission The photo graphs are enclosed as annexure-IV
08	Noise level shall be limited to 75 dBA. For people working in high noise area, requisite personal protective equipment like earplugs etc. shall be provided.	The industry has provided the protective equipment like earplug etc., to all working personnel at higher noise area, both the TG and DG has been provided with acoustic enclosures. With all these protective measures noise levels are not exceeding 75 dBA at the factory premises. The analysis report attached as Annexure-V
09	Minimum 33% green area should be developed in the project area. Planting should done with tree density of about 1111 trees per ha. i.e. at an escapement of 3mX3m and cover with suitable local perennial tree species.	The greenbelt development is already been done in 126 acres of land out of 382.07 acres project area. We have continuously developing green belt area in and around the factory premises for perennial tree species. The total Tree population as on date is 39565. The photo graphs are enclosed as annexure-VI
10	The gaseous emissions (SO ₂ & NO _X) and particulate matter from Boilers, D.G sets and other processes shall conform to the standards prescribed by the concerned authorities from time to time. At no time, the emissions shall exceed the prescribed limits. In the event of failure of any pollution control system adopted by the unit, the unit shall be immediately put out of operation under intimation to the Regional Officer, KSPCB & Regional Director (Environment), Department of Ecology and Environment, Government of Karnataka, Bagalkot and shall not be restarted until the desired efficiency has been achieved.	We are regularly monitoring by MOEF recognized lab. The Industry also ensures that it will not operate the unit, in case of failure of any pollution control system adopted and same will be communicated to Regional Officer, KSPCB and Regional Director (Environment), Dept. of Ecology and Environment GoK, Bagalkot. The unit will not be restarted until the rectification to the desired efficiency level. The data enclosed as annexure-VII
11	The Project authorities shall develop separate drain for storm and waste water so that during rains, wastewater is not mixed with the stormwater. The wastewater drains shall be provided with V-notch for monitoring the quantity	Separate drain for storm and wastewater has been provided. There is no chances of waste water is mixing with storm water. Industry has provided flow meters for



Half Yearly Compliance to Environment Clearance condition given for Expansion of sugar factory capacity from 7,500 to 15,000 TCD and Co-generation capacity from 24 to 46 MW at M/s Godavari Biorefineries Limited, Sameerwadi/Saidapur village, Modhol Taluka, Bagalkot District. (For the period October-2020 March 2021)

Environmental Clearance No.SEIAA:1: IND: 2007 Dated 18.11.2009

	of wastewater and the wastewater quantity shall be limited to the extent of permission of Karnataka State Pollution Control Board.	measuring the waste water generation and the quantity of the waste water generation are well within the norms as prescribed by the KSPCB. The industry also installed Online Effluent Monitoring system to monitor BOD, COD, pH, TSS and Flow parameters. The data is connected to CPCB server. The analysis and Online data enclosed annexure-VIII
12	The company shall take adequate steps to avoid odour nuisance from disposal of press mud and ETP sludge. The transportation of these shall be in covered means.	Adequate measures are taken to avoid odour nuisance from press mud and ETP sludge. The transportation will be done in covered means.
13	The company shall develop covered storage areas for lime, sulphure, and Phosphoric acid to avoid mixing of the same with the rainwater for the existing sugarcane plant.	Company has already provided covered storage godowns for lime, sulphur & phosphoric acid to avoid mixing with rain water
14	Regular monitoring of the air and water quality should be carried out in and around the power plant and records be maintained. Six monthly reports shall be submitted to the SEIAA Karnataka, MOEF Regional Office, Bangalore, Department of Environment and Ecology, Government of Karnataka and Regional Director (Environment), Department of Ecology and Environment, Government of Karnataka, Belgaum.	We are regularly monitoring air and water quality in and around power plant and records are maintained. Six monthly compiled reports are submitted to all statutory Authorities as per the MoEF guidelines. The data enclosed as annexure-IX
15	Adequate numbers of ground water quality monitoring stations shall be set up around the green belt area. These monitoring stations will be provided with piezometers. The company shall monitor six monthly, the soil and ground water quality in the plant and green belt area to ensure that there shall not be ground water pollution and reports submitted to Ministry's Regional Office/SPCB/CPCB, Department of Environment and Ecology, Government of Karnataka, Bangalore and the Regional Director (Environment) Department of Ecology and Environment, Government of Karnataka, Bagtalkot.	The industry has provided adequate numbers of ground water monitoring stations around the plant Piezometers are also provided. The reports are common for the entire complex. Six monthly compiled reports are submitted to all statutory Authorities as per the MoEF guidelines The reports are enclosed as Annexure-X & XI
16	The project proponent shall advertise at least in two local newspapers widely circulated in the region around the project, one of which shall be in the vernacular language of the locality concerned, informing that the project has been accorded	The industry has published in the Newspapers. The Xerox copies of the same are already submitted along with compliance report.



Half Yearly Compliance to Environment Clearance condition given for Expansion of sugar factory capacity from 7,500 to 15,000 TCD and Co-generation capacity from 24 to 46 MW at M/s Godavari Biorefineries Limited, Sameerwadi/Saidapur village, Modhol Taluka, Bagalkot District. (For the period October-2020 March 2021)

Environmental Clearance No.SEIAA:1: IND: 2007 Dated 18.11.2009

	environmental clearance and copies of clearance letter are available with the Karnataka State Pollution Control Board and Authority website at http://seiaa.kar.nic.in	
17	A separate environment and safety management cell with qualified staff shall be set up with a representative from co-generation before commission of construction activities and shall be maintained throughout the lifetime of the industry, for implementation of the stipulated environmental safeguards.	We have already having separate Environment Management cell and Safety cell with qualified & experienced staff. 1. Mr. Prakash Bondre- GM (QA&E) 2. Mr. M.N.Jambur- Manager (Env) 3. Mr. M.S. Godi, Dy. Manager (WTP) 4. Mr. R. V. Deshapande Dy.Manager (Safety) 5. Mr. K. Bandekar -Jr.Officer (Safety) With 12 Nos. Safety Guards.
18	Half yearly report on the status of implementation of the stipulated conditions and environmental safeguards shall be submitted to SEIAA, Karnataka / Regional Office of Ministry of Environment & Forests, Bangalore/ CPCP/KSPCB, Department of Environment and Ecology, Government of Karnataka and Regional Director (Environment), Department of Ecology and Environment, Government of Karnataka, Belgaum.	We are submitting the Half Yearly compliance report to all statutory Authorities.
19	Karnataka SEIAA / Regional Office of the Ministry of Environment and Forests located at Bangalore/Department of Environment and Ecology, Government of Karnataka and the Regional Director (Environment), Department of Ecology and Environment, Government of Karnataka, Bagalkot will monitor the implementation of the stipulated conditions. Complete set of Environmental Impact Assessment Report and Environment Management Plan along with the additional information submitted from time to time shall be forwarded to the Regional Office of MOEF Bangalore / SEIAA, Karnataka / Department of Ecology and Environment, Government of Karnataka and the Regional Director (Environment) Department of Ecology and Environment, Government of Karnataka, Belgaum	Complete set of Environmental Impact Assessment report has already been submitted to the concerned authorities.



Half Yearly Compliance to Environment Clearance condition given for Expansion of sugar factory capacity from 7,500 to 15,000 TCD and Co-generation capacity from 24 to 46 MW at M/s Godavari Biorefineries Limited, Sameerwadi/Saidapur village, Modhol Taluka, Bagalkot District. (For the period October-2020 March 2021)

Environmental Clearance No.SEIAA:1: IND: 2007 Dated 18.11.2009

	for their use during monitoring.	
20	Separate funds should be allocated for implementation of Environmental protection measures along with item-wise break up. These cost shall be included as part of the project cost. The funds earmarked for the environment protection measures shall not be diverted for other purposes and year wise expenditure should be reported to the, SEIAA Karnataka, MOEF regional office, Bangalore, Department of Environment and Ecology, Government of Karnataka and Regional Director, (Environment), Department of Ecology and Environment, Government of Karnataka, Belgaum.	The industry has already implemented environmental protection/control measures. The cost of the installation of the APC equipment and ETP is about 4.46 Cr. The year wise expenditure is enclosed as Annexure-XII
21	The project authorities should inform the SEIAA, Karnataka/ Department of Environment and Ecology, Government of Karnataka / Regional Director, (Environment), Department of Ecology and Environment, Government of Karnataka, Belgaum/ Regional office of the Ministry of Environment and Forests regarding the date of financial closure and final approval of the project by the concerned authorities and the dates of start of land development work and commissioning of plant.	Regarding financial closures and final approval by concerned authorities. a) Date of start of land development March 2010. b) Date of commissioning December 2011.
22	The project Authorities shall provide proper rain water harvesting and ground water recharge facilities and report be submitted.	We have already provided proper rainwater harvesting pond and facilities for ground water recharge.
23	Full cooperation should be extended to the Ministry at Bangalore/ the CPCB/ the KSPCB/ the department of Environment and Ecology, Government of Karnataka / Regional Director (Environment), Department of Ecology and Environment, Government of Karnataka, Belgaum who would be monitoring the compliance of conditions.	We are giving full co-operation to the Ministry at Bangalore/ the CPCB/ the KSPCB/ the department of Environment and Ecology, Government of Karnataka / Regional Director (Environment), Department of Ecology and Environment, Government of Karnataka, Belgaum who would be monitoring the compliance of conditions.
24	A master plan for social commitment giving details of proposed works/ activities and expenditure year wise to be prepared and submitted to SEIAA and shall be implemented strictly.	We are having separate CSR (Corporate social Responsibility) activities to take care of social welfare development and substantial expenditure is made
25	The project proponent shall undertake the medical checkup camps in the nearby villages, provide	We are conducting medical check up camp from refuted medial staff from



Half Yearly Compliance to Environment Clearance condition given for Expansion of sugar factory capacity from 7,500 to 15,000 TCD and Co-generation capacity from 24 to 46 MW at M/s Godavari Biorefineries Limited, Sameerwadi/Saidapur village, Modhol Taluka, Bagalkot District. (For the period October-2020 March 2021)

Environmental Clearance No.SEIAA:1: IND: 2007 Dated 18.11.2009

	educational facility to the students and provide library, drinking water for Hallur, Kesarakopa, Handigunda Schools etc., with a budget not less than Rs.13.25lakhs and Rs.2lakhs for establishment of theme park in the Science Centre, Dharawad towards the corporate social commitment made vide letter dated 09-11-2009 & 17-11-2009 as committed and report be submitted to the Authority.	KLE Belgaum and Mumbai and we are providing educational facility to the students under Help a child scheme from CSR.
26	The project proponent should display the conditions prominently at the entrance of the project on a big panel board for the information of the public.	Information board is displayed at the entrance of the project / factory
27	The infrastructure of transport roads linking to the nearest main road shall be improved and maintained by the proponent.	We have improved the infrastructure facility by maintaining nearest main roads and linking roads.
28	The SEIAA reserves the right to revoke the clearance if conditions stipulated are not implemented to the satisfaction of the Ministry.	Agreed and abide by the condition.
29	The environmental clearance accorded shall be valid for a period of 05 years or date of commencement of operation of the power plant, whichever is earlier. In case the project authorities fail to do so within this stipulated period, this environmental clearance shall stand impaled automatically.	The Expansion of Sugar and Co-gen project is completed. a) Date of start of land development March 2010. b) Date of commissioning December 2011.
30	No further expansion or modifications in the plant shall be carried out without prior approval from the SEIAA Karnataka. In case of any deviation or alteration in the project proposed from those submitted to this SEIAA to assess the adequacy of the conditions imposed and to add additional conditions for environmental protection required if any.	Agreed
31	The above stipulations would be enforced among others under the Water (Prevention and Control of Pollutions) Act, 1974, the Air (Prevention and Control of 3Pollution) At 1981, the Environment (Protection) Act, 1986 Hazardous Wasters (Management and Handling) Rules , 1989 and its amendments, the Public Liability Insurance Act, 1991 ad its amendments, the Environment Impact Assessment Notification of January , 2006 and their subsequent manufacture, storage and Import of Hazardous Chemicals Rules, 1989 amendments	Agreed
32	The issue of Environment Clearance doesn't	Agreed



Half Yearly Compliance to Environment Clearance condition given for Expansion of sugar factory capacity from 7,500 to 15,000 TCD and Co-generation capacity from 24 to 46 MW at M/s Godavari Biorefineries Limited, Sameerwadi/Saidapur village, Modhol Taluka, Bagalkot District. (For the period October-2020 March 2021)


Environmental Clearance No.SEIAA:1: IND: 2007 Dated 18.11.2009

	confer any right to the project proponent to operate / run the project without obtaining statutory clearances / sanctions form all other concerned Authorities	
33	Concealing factual date or submission of false / fabricated data and failure to comply with any of the conditions mentioned above may result in withdrawal of this clearance and attract action under the provisions of Environment (Protection) Act, 1986.	Agreed
34	Any Appeal against this environmental clearance shall lie with the National Environment Appellate Authority, if preferred, within a period of 30days as prescribed under section 11 of the National Environment Appellate Authority Act, 1997	Agreed

Date: 27.05.2021
Place: Sameerwadi

For Godavari Biorefineries Limited


Executive Director



**DETAILS OF THE COMPANY, CONTACT PERSONS & CURRENT
STATUS OF THE PROJECT**

Contact details, address, telephone/mobile Number of Company/Executives	B R Bakshi Executive Director Godavari Biorefineries Limited A/P: Sameerwadi, Tal: Mudhol, Dist: Bagalkot, Pin-587316, Phone: 08350-260046/47
E-mail ID & Website address of the company	Company E-mail ID: director.sameerwadi@somaiya.com Website: www.somaiya.com
Name and Contact details of the Responsible person	Mallikarjun jambur, Sr. Manager (Environment) E-mail: jambur.mallikarjun@somaiya.com Contact No: 9606959873
Current status of the project	The Expansion of the Sugar & co-gen unit Has been completed and Date of commissioning: December 2011. Capacity of the sugar cane crushing Unit is 15000 TCD and Co-gen 45.56 MW The sugar unit will function during October to April period and the co-gen Unit will function from October to May.



Godavari Biorefineries Limited
Sameerwadi-587316

ANNAXURE-I

Sl No	Description	Remarks
1	Name & Address of Industry	Godavari Biorefineries Limited A/p: Sameerwadi, Tal: Mudhol , Dist: Bagalkot, Karnataka State
2	Number of boilers installed with capacity (Steam generation ton/hr or electricity production MW)	Copy enclosed as Annexure No-IA
3	Type of Boiler	Water tube
4	Type & quantity of fuel used (Ton/hr)	Bagasse /Coal (supplementary fuel in case of emergency)
4.1	Characteristics of fuel	
4.2	Ash content (%)	1.5
4.3	Sulphur content (%)	Nil
5	Source of fuel	Sugarcane
6	Stack Details	
6.1	Height of stack attached to the boiler(m)	Details enclosed as Annexure No-IA
6.2	Stack Diameter(m)	
6.3	Stack gas velocity(m/s)	
7	Type of Air Pollution Control equipment installed such as cyclone, multicyclone, bag filter, ESP, FGD or any other	Details enclosed as Annexure No-IA
8	Details of emissions	
	PM(Mg/NM3)	Details enclosed as Annexure No-IA
	So2 (Mg/Nm3)	NA
	Nox (Mg/Nm3)	NA
9	Emission Limit as stipulated by SPCB in the consent order ,if any	
	PM(Mg/NM3)	150 mg/NM3
	So2(Mg/Nm3)	NA
	Nox(Mg/Nm3)	NA



Godavari Biorefineries Limited
Sameerwadi-587316

ANNEXURE -I

Sl no	Boiler details	Capacity (TPH)	Stack diameter (meter)	Stack height (meter)	PM (Mg/NM3)	Stack gas velocity (m/s)	Fuel type & Qty T/hr	APC	Remarks
Sugar									
1	Boiler No-1 Type :Water tube Model no: MYS 1563	37.5	1.98	42	109	11.99	Bagasse 19	Wet Scrubber	Working Kept idle
2.	Boiler No-2 & 3 Type :Water tube Model no:MYS 1239 & MYS 1240	20 X2 Nos	2.5	43	125.1	10.5	Bagasse 20	Wet Scrubber	Working Kept idle
3.	Boiler No- 4 Type :Water tube Model no:MYS 1290	20	1.6	35	Kept idle		Bagasse 10	Wet Scrubber	Working Kept idle
4.	Boiler No-5 Type: Water tube Model no: MYS 1357	37.5	1.98	42	112	11.91	Bagasse 19	Wet Scrubber	Working
5.	Boiler No-7 Type : Water tube	45	2.2	45	114	11.79	Bagasse 22.5	Wet Scrubber	Working
6.	Boiler No-8 Model No : KTK -4988 Type: Water cum smoke	1.5	0.3	32	105	6.15	Bagasse 0.7	Cyclone	Working Kept idle
Co-generation									
6.	Boiler No-1 Type : Bydrum water tube Model No: KTK 2394	130	3.2	70	76	10.3	Bagasse 59	ESP	Working
7.	Boiler No-2 Type:Bydrum Water tube Model No KTK 3730	120	3.2	70	68	10.18	Bagasse 55	ESP	Working



**Godavari Biorefineries Limited
Sameerwadi-587316**

ANNEXURE-II

**Electrical Meter Readings for ESP & ETP Units
For the year 2020-2021**

MONTH	CANE CRUSHINH MT	POWER GENERATION MWH			ESP POWER CONSUMPTION UNITS KWH FOR THE MONTH						ETP CONS KWH FOR THE MONTH
					ESP-1			ESP-2			
		UNIT-1	UNIT-2	TOTAL	FINAL	INITIAL	TOTAL	FINAL	INITIAL	TOTAL	
OCT-20	36130	687	1934	2621	858184	859369	1185	688773	692700	3927	63
NOV-20	477720	14958	14464	29422	859369	887270	27901	692700	719680	26980	271
DEC-20	490570	15290	14020	29310	887270	917400	30130	719680	746120	26440	410
JAN-21	492570	14885	14005	28890	917400	947210	29810	746120	770670	24550	258
FEB-21	393290	13304	12203	25507	947210	974010	26800	770670	796110	25440	178
MAR-21	112569.32	13932	4341	18273	974010	1003190	29180	796110	808510	12400	116
TOTAL	2002849.32	73056	60967	134023			145006			119737	1296

Month & Year	ETP POWER CONSUMPTION UNITS KWH				ETP POWER CONSUMPTION UNITS KWH		
	1500 KLD				1000 KLD		
	INITIAL	FINAL	Diff	Total (Diff X 60) kwh	INITIAL	FINAL	Total kwh
OCT-20	26591.12	26742.40	151.28	9076.8	599137.3	612034.6	12897.3
NOV-20	26742.40	27132.45	390.05	23403	612034.6	642235.4	30200.8
DEC-20	27132.45	27622.10	489.65	29379	642235.4	676034.1	33798.7
JAN-21	27622.10	28119.97	497.87	29872.2	676034.1	709610.8	33576.7
FEB-21	28119.97	28582.13	462.16	27729.6	709610.8	740068.2	30457.4
MAR-21	28582.13	29056.05	473.92	28435.2	740068.2	769462.0	29393.8
APR-21	29056.05	29172.94	116.89	7013.4	769462.0	776794.0	7332
TOTAL				154909.2			



Godavari Biorefineries Limited
Sameerwadi-587316

ANNEXURE-III

MONTHLY EXTRACT OF EFFLUENT GENERATION & TREATMENT FOR YEAR 2020-2021

MONTHS	CANE CRUSHING MT	EFFLUENT GENERATION M³	EFFLUENT TREATED & DISPOSED M³	EFFLUENT In Stock M³
OCT -20	36130	2098		
NOV-20	477720	23413	13994	11517
DEC-20	490570	33122	37300	7339
JAN-21	492570	40969	42947	5361
FEB-21	393290	26839	24991	7209
MAR-21	112569.32	14292	17963	3538
APR-21	--		2710	
TOTAL	2002849.32	140733	139905	828



Godavari Biorefineries Limited
Sameerwadi

Annexure-III

AGRICULTURAL MANAGEMENT PLAN: 2020-21

Land owner	Land in Acres	Type of soil	Standard loading rates (m ³ /Ha/Day)	Loading Rates (m ³ /Ha/Day)	No. of Application Per Month	NOV 2020 (KL)	DEC 2020 (KL)	JAN 2021 (KL)	FEB 2021 (KL)	MAR 2021 (KL)	APRIL 2021 (KL)
Hanumanth S banaj	1.0	Clay Loam	55-110	60-70	3-6	180	240	160	80	120	0
Shivalingappa banaj	3.30	Clay Loam	55-110	60-70	4-5	0	290	420	180	360	0
Shrishil Rachappa Wali	3.00	Clay Loam	55-110	60-70	4-6	180	480	280	320	320	0
Shankar D Wali	3.00	Clay Loam	55-110	60-70	5-6	0	420	320	180	80	0
Shaker G Shirol Kiran	1.00	Clay Loam	55-110	60-70	3-6	180	280	320	280	120	0
Manju basappa Naik	1.00	Clay Loam	55-110	60-70	2-3	0	210	120	140	80	0
Savtri suresh Shirol	1.00	Clay Loam	55-110	60-70	5-6	120	140	360	220	140	0
Hanumant H Naik	2.00	Clay Loam	55-110	60-70	5-8	0	120	80	80	120	0
Ashok Naik	1.00	Clay Loam	55-110	60-70	4-6	0	420	380	320	160	0



Godavari Biorefineries Limited
Sameerwadi

Prakash Gundappa Naik	2.00	Clay Loam	55-110	60-70	6-8	0	120	380	260	320	0
Adevappa Rajappa Wali	1.00	Clay Loam	55-110	60-70	5-7	0	140	220	120	60	0
Mallappa Satyappa Banaj	1.00	Clay Loam	55-110	60-70	2-3	0	110	160	80	80	0
Shivanaik B Naik	4.00	Clay Loam	55-110	60-70	3-5	140	440	340	220	120	0
Kumar Adevappa Naik	1.00	Clay Loam	55-110	60-70	3-5	80	320	180	180	140	0
Vivak Malkapur	1.00	Clay Loam	55-110	60-70	6-8	0	240	320	220	60	0
Shivnaik Naik	1.00	Clay Loam	55-110	60-70	4-6	0	220	120	80	60	0
Parasappa Satyappa Banaj	1.00	Clay Loam	55-110	60-70	4-6	60	240	360	80	60	0
GSM	93.00	Clay Loam	55-110	60-70	12-15	7840	21460	29560	16840	11260	4150
Total for Irrigation						8780	25890	34080	19880	13660	4150
Treated water used for Gardening (KL)						5214	7260	8867	5111	4303	2710
Month wise treated water consumed (KL)						13994	33150	42947	24991	17963	6860
Total Treated water Generated (KL)								139905			
Total Treated water consumed (KL)								139905			
Balanced treated water									NIL		



Godavari Biorefineries Limited, Sameerwadi
Annexure-IV



Godavari Biorefineries Limited, Sameerwadi
Annexure-IV



Godavari Biorefineries Limited
Sameerwadi-587316


ANNEXURE-V

Noise Level Measurement Report -2020-2021

Sr. No	Location of recording Sound level	Standard Limit dB (A) Leq	Time	Db (A) Leq
1	Main Gate	75	Day	58.2
		70	Night	49.5
2	Weigh Bridge	75	Day	65.1
		70	Night	60.4
3	Cane Cutter	75	Day	68.1
		70	Night	64.8
4	Mill House	75	Day	70.8
		70	Night	67.3
5	Boiler House	75	Day	71.7
		70	Night	68.1
6	Sugar Bagging Hose	75	Day	69.6
		70	Night	66.5
7	General office	75	Day	53.7
		70	Night	42.0
8	Guest House	55	Day	50.8
		45	Night	41.2



**Godavari Biorefineries Limited Sameerwadi
Annexure-VI**



**Godavari Biorefineries Limited Sameerwadi
Annexure-VI**



**Godavari Biorefineries Limited Sameerwadi
Annexure-VI**



Godavari Biorefineries Limited
Sameerwadi-587316

ANNUXERE- VII

Boiler stack monitoring results for the year 2020-2021

MONTH AND YEAR	Stack No 1 130 TPH				Stack No 2 120 TPH				Stack No 1 TPH				Stack No 5 TPH			
	SPM mg/Nm ³	SOX	NOX	Flue gas Outlet Temp Deg C	SPM mg/Nm ³	SOX	NOX	Flue gas Outlet Temp Deg C	SPM mg/Nm ³	SOX	NOX	Flue gas Outlet Temp Deg C	SPM mg/Nm ³	SOX	NOX	Flue gas Outlet Temp Deg C
NOV-20	--	--	--	--	--	--	--	--	--	--	--	--	--	--	--	--
DEC-20	110	56	25	119	104	49	23	126	109	47	23	133	102	45	21	126
JAN-21	105	50	24	110	102	47	23	123	95	39	20	131	98	40	20	129
FEB-21	107	52	25	112	98	45	22	121	97	40	21	128	--	--	--	--
MAR-21	108	56	24	112	106	52	22	118	--	--	--	--	106	48	24	118
AVERAGE	107.5	53.5	24.5	113.2	102.5	48.2	22.5	122	100.3	42	21.3	130.6	102	33.2	21.6	124.3



Godavari Biorefineries Limited
Sameerwadi-587316

ANNEXURE- VIII

Treated Effluent Analysis Report for the Crushing season – 2020-2021

Sr. no	Parameters	UOM	Standards As per KSPCB	NOV-20	DEC-20	JAN-21	FEB-21	MAR-21
1	PH		6.5-8.5	--	7.72	8.05	7.64	7.45
2	Color & Odor		Colorless & Odorless	--	--	--	--	--
3	Dissolved solids	Mg/l	2100	--	540	510	520	510
4	Oil & Grease	Mg/l	10	--	ND	ND	ND	ND
5	B.O.D	Mg/l	100	--	45	45	46	45
6	C.O.D	Mg/l	250	--	121	125	138	126
7	Chlorides as Cl	Mg/l	600	--	138	118	134	121
8	Sulphates as So ₄	Mg/l	1000	--	96	70	98	102
9	Suspended solids	Mg/l	100	--	51	45	48	46



Godavari Biorefineries Limited
Sameerwadi-587316

ANNEXURE-VIII

ETP Online Monitoring Average Report-2020-2021

Parameters	PH	B.O.D (mg/l)	C.O.D (mg/l)	FLOW (m ³ /hr)	TSS (mg/l)
NOV-20	7.73	29.4	80.33	29.91	29.17
DEC-20	7.6	31.02	107.7	47.49	18
JAN-21	7.8	40.71	139.62	55.45	19.19
FEB-21	7.89	28.59	104.52	35.85	44.36
MARCH-21	7.61	16.77	82.16	21.62	28.55



Godavari Biorefineries Limited
Sameerwadi-587316

ANNEXURE – IX

Statistical Interpretation of AAQ for 2020-2021

MONTH& YEAR	Location		Parameters			
	Sampling station	Wind direction	PM _{2.5} µg/M ³	PM ₁₀ µg/M ³	NO _x µg/M ³	SO ₂ µg/M ³
Nov-20	--	--	--	--	--	--
DEC-20	Near Sugar Main Gate	Easterly	32	71	12.00	10.00
	Near Switch Yard	Easterly	29	73	12.00	10.00
JAN-21	Near Sugar Main Gate	Easterly	30	70	12.00	10.00
	Near Mahadev Temple	Easterly	21	54	08.00	06.00
	Near Switch Yard	Easterly	25	67	10.00	08.00
	Near GBL CBSC School	Easterly	15	47	07.00	05.00
FEB-21	Near Sugar Main Gate	Easterly	30	69	10.00	08.00
	Near Switch Yard	Easterly	28	70	12.00	10.00
March-21	Near Sugar Main Gate	Easterly	30	71	12.00	10.00
	Near Switch Yard	Easterly	30	73	15.00	12.00



Godavari Biorefineries Limited
Sameerwadi-587316

ANNEXURE-X

Borewell water analysis report 2020-2021

Sr.no	Test Parameter	Units	Nov-20	DEC-20	JAN-21	FEB-21	MARCH-21
			--	Nagappa Satyappa banaj	Shivaling Basappa Banaj	Hanmant Ayyappa Naik	Nagappa Satyappa banaj
1.	Color	Hazen	--	<5	<5	<5	<5
2.	Odor	--	--	Agreeable	Agreeable	Agreeable	Agreeable
3.	pH	--	--	7.17	7.26	8.18	7.35
4.	Turbidity	NTU	--	0.1	0.1	0.2	0.1
5.	Total Alkalinity (as CaCO ₃)	Mg/l	--	160	178	160	170
6.	C.O.D	Mg/l	--	32	35	29	29
7.	B.O.D	Mg/l	--	<4	<4	<4	<4
8.	Total Dissolve Solids	Mg/l	--	610	670	470	590
9.	Chlorides (as cl)	Mg/l	--	124	134	112	152
10.	Hardness (as CaCO ₃)	Mg/l	--	608	690	400	503
11.	Calcium (as Ca)	Mg/l	--	141	188	132	116
12.	Magnesium (as Mg)	Mg/l	--	62	54	20	52
13.	Sodium (as Na)	Mg/l	--	135.1	96.6	82.1	112.5
14.	Potassium (as K)	Mg/l	--	5.8	8.9	4.9	4.1
15.	% Na (Max)	%	--	32.35	23.01	29.93	32.47
16.	Sodium Absorption Ratio	---	--	2.38	1.59	1.75	2.18
17.	Residual Sodium Carbonate	meq/l	--	-9.01	-10.34	-5.06	-6.73
18.	Electrical Conductivity	mhos/cm	--	1030	1240	681	980



Godavari Biorefineries Limited
Sameerwadi-587316

ANNEXURE-XI

Soil analysis Report -2020-2021

Sl.no	Parameter	Units	Nov-20	Dec-21	Jan-21	Feb-21
			Factory Coconut Farm	Factory Coconut Farm	Factory Coconut Farm	Factory Coconut Farm
1.	pH	--	9.25	9.25	9.16	9.12
2.	Conductivity	Mmhos/cm	0.370	0.370	0.410	0.370
3.	Mineralizable Nitrogen	%	0.0032	0.0032	0.0038	0.0043
4.	Available phosphorus	Kg/ha	44	44	45	47
5.	Available Potassium	Kg/ha	810	810	790	810
6.	Organic Carbon	%	0.69	0.69	0.65	0.64
7.	Calcium (as Ca)	%	2.12	2.12	2.31	2.26
8.	Magnesium(as Mg)	%	0.16	0.16	0.24	0.21



Godavari Biorefineries Limited

Sameerwadi

Annexure-XII

Year Wise Expenditure for Environment Protection

WATER POLLUTION

Cost Center/Group: GMPC-WATER				
Person responsible: M N JAMBUR				
Gl.Acct.No	Cost Elements	2018-19	2019-20	2020-21
90213	CONSUMPTION - FUELS	1,007.80	1,000.06	1,550.14
90231	MATRL.ISSUED-VENDORS			
90261	OTHer RM Consumption		38,800.00	38,399.60
90262	Operating Supl Cons.	114,404.40	118,023.96	70,795.97
92240	Puc Proj/Ord-Capital			475,891.02
92250	PurProj/Ord-Mjr/shut	975,578.31	808,616.05	483,813.72
92260	Pur Proj/Ord-Normal			6,100.00
92350	Spare Parts Cons.	443,076.45	1,031,866.98	791,866.10
92361	Store Chem.Consumptn			
92410	Transport Chrg-In.			395
92430	Water Cons.-Steam	83,700.00		136,800.00
93020	REP &MAINT-MACHINERY	43,200.00	161,985.00	303,351.34
93022	REPAIRS & MAINT-OTHR	194,250.00	42,150.00	49,900.00
93023	REPAIRS TO VEHICLES	100	700	
94160	Contract /Process Ch	1,230,775.00	1,338,600.00	1,445,480.00
94490	Seminar Expenses	3,000.00	11,080.00	
94580	Training Charges			
94760	Sludge Removal Exp	125,000.00	17,000.00	155,000.00
95150	Professional Fees			
95220	Analysis Fees-Others	72,790.00	5,500.00	56,630.00
95480	Fees and Stamp Duty	200	410	160
95490	Fines&Penalty Paid			
95650	Premium-Vehicle	1,246.00	1,513.00	1,742.00
95660	Internet Charges			
95700	LocalTravel-Officers	5,067.00	7,242.00	7,971.00
95710	LocalTravel-Others		575	635
95711	LocalTravel-Outsider			2,000.00
95760	Misc.Exp.-Others		2,660.00	2,000.00
95770	Misc.Exp.-Photo Exp.	700		
95830	Outstat.Travel-Offcr	440	4,216.00	
95850	Outstat.Trav.-O/sidr			
95900	Postage&Telegram		100	
95910	Printing &Stationary	4,843.15	4,030.08	8,513.63
95960	Rts&tAXES-Rd.&Oth.Tx			
95970	Rts&tAXES-Poll.Cess.	150,000.00	150,000.00	150,000.00
96130	Tele.&Telex Charges	5,347.42	6,590.38	7,164.00
96182	A.M.C. CHARGES	60,000.00		145,000.00
96210	Vehicle Hiring Chrgs			
96220	Vehicle Running Exp.	3,913.51	3,400.18	1,526.66
97550	Depreciation-Normal	4,319,842.85	2,515,453.04	2,730,351.15
	Total	7,838,481.89	6,271,511.73	7,073,036.33
Cost Centre : GMPC-AIR				
Gl.Acct.No	Cost Elements	2018-19	2019-20	2020-21
92410	Transport Chrg-In.			
95220	Analysis Fees-Others	109650	18,400.00	110,950.00
95910	Printing &Stationary			
95970	Rts&tAXES-Poll.Cess.	150,000.00	150,000.00	150,000.00
96210	Vehicle Hiring Chrgs			
97550	Depreciation-Normal	92,055.00	84,383.75	92,055.00
	Total	351,705.00	252,783.75	353,005.00

